

Technology News

Learning & Information Technology Services March 2023

Looking Ahead



Eschool & Business Plus: Unavailable during Spring Break

Eschool & Business Plus will be unavailable during Spring Break due to general maintenance and system improvements. Please plan accordingly.

Stronger Student Passwords coming in February-April

New student password requirements will be implemented mid-February for students in grades 3-12 for added protection.

Why?

Many students still have their default passwords and that is allowing students to access each other's accounts. Student passwords need to be changed regularly.

It is important that schools promote changing student accounts to strong passwords and instructing students not to share passwords with others.

Building leaders will send out more information soon.

Did you know about the Password Reset Tool?

Who has the ability in each building to reset student passwords: All certificated staff



Look for the password toolbox on your district laptop. If you don't see it, complete a HelpDesk ticket.

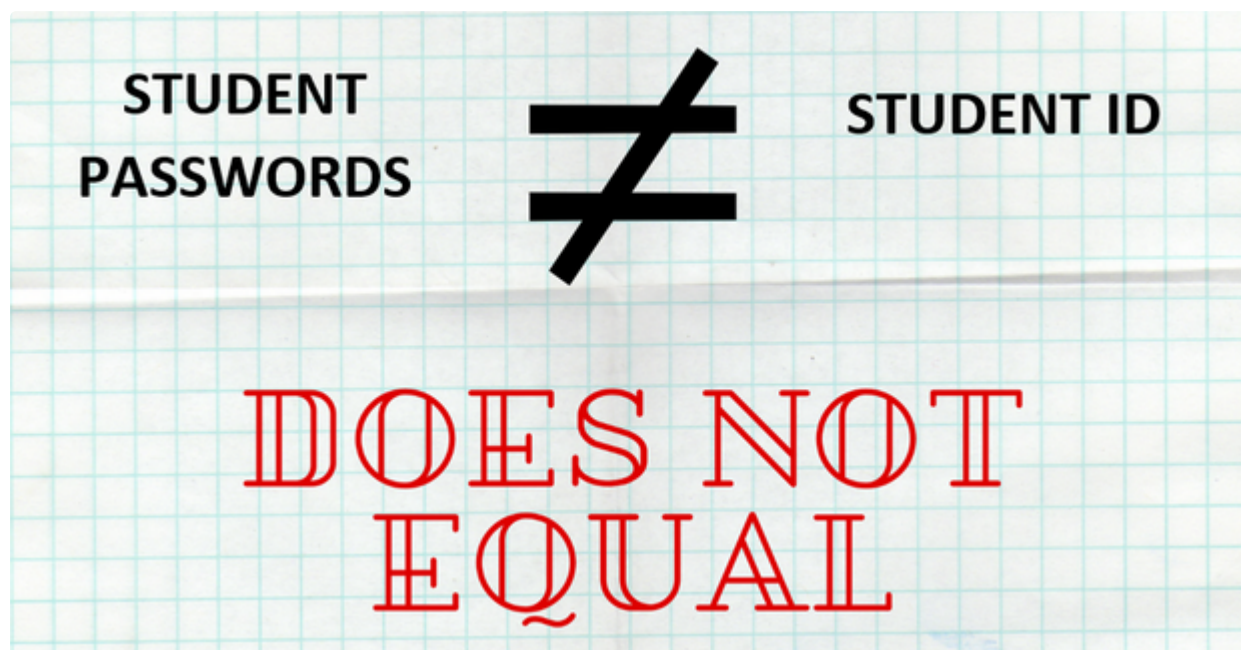
How to Reset Passwords ---IS THIS THE NEW ONE?-----

- Video <https://www.youtube.com/watch?v=gBL4T4ozH7k>
- Handout [Teacher Guide for Changing Student Passwords](#)

Password Requirements



- ✓ 8 Characters
- ✓ New Each Time
- ✓ Upper Case
- ✓ Lower Case
- ✓ Special Character



Deployment of Multi factor Authentication has Begun

Strategic Goals: D.3.a Define, align, implement, and monitor clear expectations and standards for safety.

Multi-Factor Authentication (MFA) adds an extra layer of security to district online resources from Internet attacks, which could result in unauthorized access to staff accounts.

MFA won't impact district issued devices. MFA will be required when a staff member uses their personal device to login to our systems. MFA will be a deployed starting in March 2023 and is planned to be completed by May 2023.



<https://www.youtube.com/watch?v=0mvCeNsTa1g>



The importance of Digital Tool Reviews

Digital security and safety are paramount in assuring our staff and student information is protected. When a person clicks to accept terms and conditions, it is parallel to signing a contract.



Staff interested in using a product that has not been formally adopted are asked to work with their supervisor and submit a [Digital Tool Review via HelpDesk Web](#). In addition to the Learning and Information Services department's required review of terms of service, data-sharing practices, and privacy statements outlined in [Policy 2125](#) and [Procedure 2125](#), digital instructional tools meant to supplement district-adopted materials need to be reviewed in accordance with [Policy 2311](#) and [Procedure 2311](#).

District-Supported Software - Assistance for resources on this page can be

requested through a [support ticket](#).



Student Website Access

Everett Public Schools filters student internet access in accordance with the Children's Internet Protection Act (CIPA). Our district has developed a three-tiered model of web filtering that applies a set of filtered categories to students in grades K-5, 6-8, and a more open set of filtered categories to students in grades 9-12.

Teachers can proactively check website access for students by using the [iBoss Cybersecurity URL Checker](#).

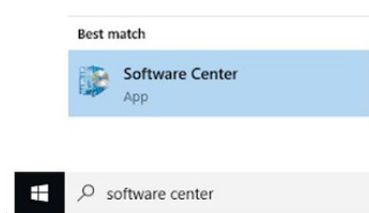
Here is the [iBoss Cybersecurity URL Checker Guide](#).



iBoss Cybersecurity URL Checker Guide.pdf

[Download](#)

198.7 KB



Software Updates


A friendly reminder about district supported software- Almost all district supported software, applications or updates for district computers will come from the Software center.

What does that mean if you get a pop-up window about an update or download?

Ignore or close the window and check the Software Center to see if there are updates and install if needed. This process is in place for safety and security of personal information and the district network.

Frontline Central

Frontline Central is a place to manage employee-related forms and information. Central's staff directory keeps track of your position & demographic information, all in one place. You will be able to submit paperless employee-related forms to human resources, payroll, your department, or school.



Current Forms available in Central

- Retirement and Resignation
- Substitute Feedback

Paper forms will no longer be accepted

Your Frontline login information has not changed, continue to use the managed bookmark in Google Chrome. [Frontline for Employees](#)

Want to know more? Check out these helpful documents.

- [Easy Guide to Submitting a Form](#)
- [Accessing and Completing a Form](#)
- [Popular Questions for Employees](#)
- [Admin: Tracking Forms Guide](#)

Must be logged into Frontline to watch videos (Start training videos at 1 minute in)

- [Getting Started for Administrators](#)
- [Getting Started for Employees](#)
- ["My Forms" Walkthrough](#)

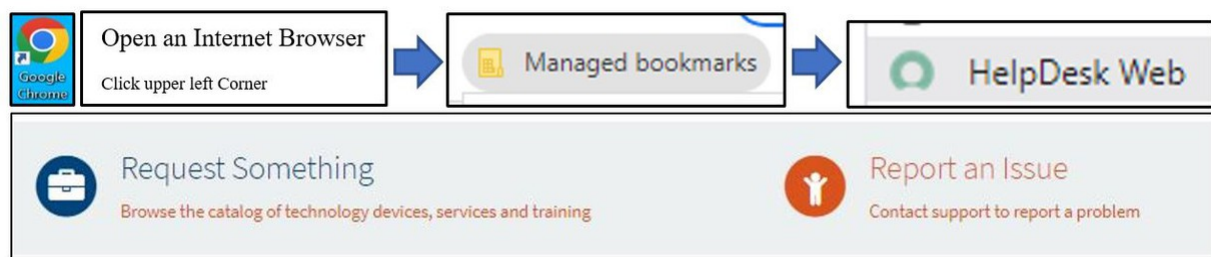
Please contact [Ingrid Stafford](#) in Human Resources if you have any questions at extension 4114.

Resources

Check out the resources below to help connect families to their students gradebooks and more.

Learning and Information Technology Services (LITS) will work in collaboration with schools to assure safe and secure access to instructional resources that support student learning.

Do you need technical reminders? Don't forget the support you can find within our EPS Portal. Please open [support tickets](#) if you have individual needs.



Technology Tip: How to keep Chrome working effectively

Chrome If you are experiencing issues in Chrome, please try the following troubleshooting tips:

1. [Clear Cache](#)
2. [Update Chrome](#)
3. Then, restart your device when you are on the EPS Server

CANVAS Updates

Rich Content Editor RCE Supports Pasting and the Drag and Drop of Content

The Rich Content Editor (RCE) supports pasting and the drag and drop of content. Users can copy and paste an image from a browser or photo viewing app in the RCE. Also, users can copy an image, audio, or video file from a file system directory viewer, such as the macOS Finder or Windows File Explorer and paste it in the RCE. Additionally, users can drag a file from the local filesystem and drop it in the RCE. If a course or group requires usage rights, when pasting a file in the RCE, the File Upload modal displays to select usage rights before uploading and displaying in the RCE. When dragging and dropping an image from the web, an HTML IMG tag referencing the file at its location on the web is inserted into the RCE. This may or may not display the image for other users depending on the public visibility of the source image.

Read more [here](#)

Gradebook Tip: How to View Students Receiving Program Support

Home

Attendance

Batch Attendance

Attendance Editor

Reports

Portal

Options

System

Curriculum

Student Groups

Help

Sign out

Last login: 10/27/2022 8:48:20 AM
Wazzle Gradebook
Copyright 2016-2018 Wazzle Solutions, LLC.
All rights reserved.

WAZZLE SOLUTIONS

Messages

Welcome to the Everett Public Schools Gradebook!

Viewing Students Receiving Program Support

In your gradebook, there are many ways to see some of the program supports students are receiving:

Clicking on the student name takes you to demographics

Shows student alerts including IEP/504 Accommodations

Name (Last, First M.)

Takes you to TAC to view an IEP

The demographics tab shows you a student's IEP, 504, and ELL (ML) Status:

Demographics

Demographics Custom Schedule Alerts Health

Guardian City
Guardian Phone
Guardian Email
Mobile
Work
Counselor

IEP	NO
504	NO
ELL	NO

Home language: English
Medications: N/A

The alerts tab shows more detail information like IEP/504 Accommodations and a student case manager

Demographics

Demographics Custom Schedule Alerts Health

Comment Expires On

EL Program - ELPA21 2021-02-01 READING - 2 WRITING - 3 SPEAKING - 4 LISTENING - 3

IEP Accommodations

Comment Expires On

IEP Accommodation - Other - Weekly grading

IEP Accommodation - Timing - Prior notice of test/quizzes. Extra time to complete assignments. Extra time on test/quizzes.

You can also print reports with this information under the Demographics section:

Demographics

- Student Alerts**
This report displays student alerts.
- Student Demographic Grid**
This report displays a table of demographic information for each student in a class.
- Student Demographics**

Upcoming Staff Learning Opportunities

EPS Digital Instructional Tools 101

Have you wondered what digital tools are available to you and your students from the Everett Public Schools and how they could be used in the classroom? Have you heard of the "Digital Tools Portal" but have no idea what or where it is? Wonder what the process is to get a digital tool approved? We can help! Your LMS PD Team is offering a 1-hour PD session providing an overview of a collection of digital tools the district has adopted AND provides support for. You can find this PD, **EPS Digital Instructional Tools 101** In Frontline

Make a PD Request



Use this to request one of the LMS directors contact you to schedule Professional Development.

Dates/Times Offered:

- March 9, 3:45-4:45 PM
- March 22, 2:45-3:45 PM
- April 18, 2:45-3:45 PM
- April 27, 8:00-9:00 AM
- May 3, 3:45-4:45 PM

Take your skills to the next level

After taking a Tools 101 course and you are ready to implement using one of the tools you can register for one of the PD offerings for that tool. When attending a PD session for a specific tool you will learn how to set up/log in to your district account, use the tool and its many features, and spend time discussing ideas on how to best use the tool with students. We are offering PD for a collection of EPS digital tools. Use [Frontline - Professional Growth](#) to register for any of our PD. Below is a sample of tools and some PD dates/times offered:



Adobe Express (formerly Adobe Spark)

- May 31, 2:45-3:45 PM
- May 31, 4:00-5:00 PM
- June 1, 3:45-4:45 PM



Flip (formerly FlipGrid)

- May 17, 3:45-4:45 PM
- May 23, 2:45-3:45 PM
- May 23, 4:00-5:00 PM



We Video

- May 11, 2:45-3:45 PM
- May 11, 4:00-5:00 PM
- May 16, 3:45-4:45 PM



Remind

Ever want to call a family and want to keep your number anonymous, send a reminder for parents to return a field trip form, or remind students about a due date or upcoming test? Are you a coach or advisor and want an easy way to send out messaging that is timely? Remind is a powerful district-approved communication tool created to do just this!



Class Policy/GoGuardian

Want to learn how to view student screens from your monitor? Want an easy way to launch students' browsers to a website for them? We have two district tools that provide staff with this capability. Class Policy is the tool for high school and Go Guardian is the tool for elementary and middle school.



Panel Resources

Access training resources on demand via our [Hardware Portal](#).

Request additional PD for your school, PLC, and/or grade level via the [Request Panel Help Desk Ticket](#).

Shutting Down Panels at the End of the Day Saves Energy


55%
Savings = **If all panels**
are shut down
after school

This is enough power to meet the needs of 49 average homes for a year.




Learning & Information Technology Services

 @Technology_EPS

 3900 Broadway Everett, WA 982...

 mwaddel@everettsd.org

 425-385-4200

 everettsd.org/domain/108



Viewing Students Receiving Services in Gradebook.docx

 [Download](#)

296.6 KB